











# Presentation Skills: What is a presentation?

<p><b>Aim:</b> Use technology purposefully to create, organise, store, manipulate and retrieve digital content.</p> <p>Teachers may choose their own context for the content of the presentation, but it could relate to the current topic. The lesson focuses on what presentations are.</p> <p>I can organise ideas for a presentation.</p>	<p><b>Success Criteria:</b> I can identify the main features of a presentation.</p> <p>I can name some of the most popular presentation applications.</p> <p>I can organise my presentation into main ideas.</p>	<p><b>Resources:</b> <a href="#">Lesson Pack</a>.</p> <p>Desktop computers or laptops. Presentation application. Visualiser or way of displaying children's written work.</p>
	<p><b>Key/New Words:</b> Presentation, Microsoft PowerPoint, OpenOffice Impress, Google Slides, Apple Keynote.</p>	<p><b>Preparation:</b> Ensure desired presentation application is installed on the computers.</p> <p>Have some presentations easily available for the children to look at. You could use the Twinkl examples in the pack.</p> <p>(You can search for PowerPoints online by typing ppt:topic or pptx:topic)</p>

**Prior Learning:** Children will have discussed what a presentation is in lesson 1.

## Learning Sequence

	<p><b>What is a presentation?</b> Ask the children if they know what a presentation application is, and which presentation applications they have heard of. Show the logos and ask which application they represent. Show the ones available in your school.</p> <p><b>Here Are Some Examples:</b> Demonstrate a presentation (some Twinkl PowerPoints are provided within the Lesson Pack). Ask the children what they think they are used for.</p>	
	<p><b>Explore:</b> Allow the children to look at some themselves and discuss the features, asking the children to identify the main features of each presentation.</p> <ul style="list-style-type: none"> <li>• A title slide (often with author)</li> <li>• Each slide has a main idea</li> <li>• Slides are organised in an order</li> <li>• Slides often use images and text (and sometimes video)</li> </ul> <p>Allow the children to look again at the presentations and see if they can spot these features.</p>	
	<p><b>How to Organise a Presentation:</b> Using a topic the children are learning about in class, model how to organise a presentation. Ask the children to suggest some key topics about which they might want to present their learning.</p>	
	<p><b>Organise:</b> Children will prepare a presentation on an aspect of their learning. (Choose a topic you are working on or have completed.) Children plan the main ideas for their presentation. These will be the slide headings / titles. A planning template is provided if needed.</p>	
	<p><b>Share:</b> Children share their ideas with a partner. Have the children got any suggestions for their partner, or are there any ideas they could use in their own plan? Choose one or two pairs to share their learning from their discussion, displaying their plans if possible.</p>	

## Taskit

**Organise it:** Use the [Planning Template](#) for children to plan different presentations.

**Challengeit:** Use the [Challenge Cards](#) for extension activities.



# Computing

## Presentation Skills

Search

# What is a presentation?



# Aim

- I can organise ideas for a presentation.

# Success Criteria

- I can identify the main features of a presentation.
- I can name some of the most popular presentation applications.
- I can organise my presentation into main ideas.

Search

# What is a presentation?



Do you know what a presentation on a computer is?

Which presentation software have you heard of?



Microsoft  
PowerPoint



Google  
Slides



Apple  
Keynote



Apache  
OpenOffice  
Impress

Search

## Here Are Some Examples



There are many presentations available on the World Wide Web.

What are presentations used for?

THE END

Click on the image to view the presentation.

Search

# Explore

What are the main features of a presentation?



Each slide has a main idea.

Slides are organised in an order.



A title slide, often with author.

Slides often use text and images, and sometimes video.

Have a look again at some presentations and see if they have these features.

Search

# How to Organise a Presentation

Stage 1: Decide the topic and title.

Stage 2: Decide the main idea for each slide.

Stage 3: Write the ideas of each slide.

## Presentation Planning Template

Title Slide	
Title Slide	Slide Heading: Topics on this slide:
Slide Heading: Idea on this slide:	Slide Heading: Idea on this slide:



Search

# How to Organise a Presentation

## Presentation Planning Template

Title Slide

### Florence Nightingale



Slide Heading: **Why was Florence Nightingale Famous?**

Ideas on this slide:

Born in Florence, Italy  
Nursed British Soldiers  
Improved hospital conditions

Slide Heading: **How Florence Nightingale improved conditions for soldiers**

Ideas on this slide:

Better food and clothes  
Used bandages and medicines  
Made hospitals cleaner

Slide Heading: **What Florence Nightingale did after the war**

Ideas on this slide:

Set up nursing school in London  
Improved healthcare  
Spread medical knowledge

Search

# Organise



Organise a presentation on a topic you have been learning about in class.

What will be on your title slide?

What will each slide be about?


What are the ideas for each slide?

Search

## Share



Share your ideas  
with a partner!



Have you got any suggestions  
for your partner?

Has your partner got any ideas  
you could use?

Be ready to share your  
discussion with the whole class.

# Aim



- I can organise ideas for a presentation.

# Success Criteria

- I can identify the main features of a presentation.
- I can name some of the most popular presentation applications.
- I can organise my presentation into main ideas.



Presentation Skills | What is a Presentation?

<b>I can organise ideas for a presentation.</b>		
I can identify the main features of a presentation.		
I can name some of the most popular presentation applications.		
I can organise my presentation into main ideas.		

Presentation Skills | What is a Presentation?

<b>I can organise ideas for a presentation.</b>		
I can identify the main features of a presentation.		
I can name some of the most popular presentation applications.		
I can organise my presentation into main ideas.		

Presentation Skills | What is a Presentation?

<b>I can organise ideas for a presentation.</b>		
I can identify the main features of a presentation.		
I can name some of the most popular presentation applications.		
I can organise my presentation into main ideas.		

Presentation Skills | What is a Presentation?

<b>I can organise ideas for a presentation.</b>		
I can identify the main features of a presentation.		
I can name some of the most popular presentation applications.		
I can organise my presentation into main ideas.		

Presentation Skills | What is a Presentation?

<b>I can organise ideas for a presentation.</b>		
I can identify the main features of a presentation.		
I can name some of the most popular presentation applications.		
I can organise my presentation into main ideas.		

Presentation Skills | What is a Presentation?

<b>I can organise ideas for a presentation.</b>		
I can identify the main features of a presentation.		
I can name some of the most popular presentation applications.		
I can organise my presentation into main ideas.		

Presentation Skills | What is a Presentation?

<b>I can organise ideas for a presentation.</b>		
I can identify the main features of a presentation.		
I can name some of the most popular presentation applications.		
I can organise my presentation into main ideas.		

Presentation Skills | What is a Presentation?

<b>I can organise ideas for a presentation.</b>		
I can identify the main features of a presentation.		
I can name some of the most popular presentation applications.		
I can organise my presentation into main ideas.		

# Presentation Planning Template



Title Slide

Slide Heading:

Ideas on this slide:

Slide Heading:

Ideas on this slide:

Slide Heading:

Ideas on this slide:

# Presentation Planning Template

I can organise ideas for a presentation.



Title Slide

Slide Heading:

Ideas on this slide:

Slide Heading:

Ideas on this slide:

Slide Heading:

Ideas on this slide:



# Presentation Skills



I can identify the main features of a presentation.